




Club Health Assessment for District 335 A through May 2025

Club Number	Club Name	Charter Date	Status	Membership							Reports					Finance	LCIF
				Current Member Count	YTD Members Added	YTD Members Dropped	YTD Net Growth	YTD Net Growth%	Member Count 12 Months Ago	Avg. length of service for dropped members	Months Since Last MMR ***	Yrs. Since Last Officer Report	President Rotation	Vice President Reported ****	Months Since Last Activity Report ***	Account Balance	Donations for current Fiscal Year
			Number of times on status quo within last two years	If below 15 members appears				If net loss is greater than 20% appears			If no report in 3 months appears in	When more than one year appears in	Number of repeat terms	Notes the officers that do not have an active	If no report at 12 months appears in red		
Clubs less than two years old																	
155971	Hyogo Mirai	09/19/2023	Active	19	7	9	-2	-9.52%	21	1	0		2	N	SC	7	\$1,021.62
179875	Kobe Hikari	01/15/2025	Active	30	30	0	30	100.00%	0		1				M,VP	0	\$1,000.00
Clubs more than two years old																	
24276	AKASHI	03/06/1962	Active	50	7	2	5	11.11%	21	26	3			N	S,T,M,SC	0	\$7,629.16
24278	AKASHI CENTRAL	02/07/1971	Active	8	0	2	-2	-20.00%	10	11	0				T,M,VP,SC	14	\$482.92
	Exc Award (06/30/2018)																
24274	AKASHI FUTAMI	02/11/1971	Active	3	0	0	0	0.00%	3		16				S,T,M,VP,SC	18	\$290.84
24277	AKASHI KITA	11/26/1973	Active	6	0	1	-1	-14.29%	7	12	0		14		S,T,M,VP,SC	1	\$700.04
30988	AKASHI NISHI	06/23/1975	Active	34	2	4	-2	-5.56%	36	5	5		2	N	T,VP,SC	18	\$12,070.01
	Exc Award (06/30/2016, 06/30/2017, 06/30/20)																
33493	AKASHI UOZUMI	03/01/1977	Active	15	0	1	-1	-6.25%	17	33	4		2		S,T,M,VP,SC	20	\$668.00
	Exc Award (06/30/2017)																
24284	AMAGASAKI	09/12/1957	Active	25	1	0	1	4.17%	25		4				S,T,M,VP,SC	13	\$1,900.04
	Exc Award (06/30/2023)																
24286	AMAGASAKI KOTONOURA	02/11/1970	Active	13	2	1	1	8.33%	12	40	0		None	R	P,T,VP,SC	0	\$1,638.79
	Exc Award (06/30/2020, 06/30/2023)																
38108	AMAGASAKI MUKO	02/22/1980	Active	29	3	2	1	3.57%	28	3	5				P,T,M,VP,SC	11	\$2,637.44
	Exc Award (06/30/2018)																
102154	AMAGASAKI SONODA	05/21/2008	Active	56	1	0	1	1.82%	58		10			N	S,T,VP,SC	19	\$1,665.24
	Exc Award (06/30/2017, 06/30/2022, 06/30/20)																
24281	AMAGASAKI SOUTH	04/16/1966	Active	25	0	2	-2	-7.41%	27	4	5			N	S,M,VP	14	\$2,162.70
	Exc Award (06/30/2017, 06/30/2022, 06/30/20)																
24289	ASHIYA	01/15/1958	Active	32	1	0	1	3.23%	32		10			N	VP,SC	3	\$5,300.37
61504	ASHIYA HARMONY	02/05/1999	Active	20	1	0	1	5.26%	25		10			N	S,M,VP,SC	0	\$1,629.28
	Exc Award (06/30/2016, 06/30/2018, 06/30/20)																
24290	ASHIYA HIGASHI	04/08/1966	Active	27	2	4	-2	-6.90%	31	15	1				S,T,M,VP,SC	24+	\$260.00
	Exc Award (06/30/2017, 06/30/2018, 06/30/20)																



Club Health Assessment for District 335 A through May 2025

			Status	Membership							Reports					Finance	LCIF
Club Number	Club Name	Charter Date		Current Member Count	YTD Members Added	YTD Members Dropped	YTD Net Growth	YTD Net Growth%	Member Count 12 Months Ago	Avg. length of service for dropped members	Months Since Last MMR ***	Yrs. Since Last Officer Report	President Rotation	Vice President Reported ****	Months Since Last Activity Report ***	Account Balance	Donations for current Fiscal Year
			Number of times on status quo within last two years	If below 15 members appears				If net loss is greater than 20% appears			If no report in 3 months appears in	When more than one year appears in	Number of repeat terms	Notes the officers that do not have an active	If no report at 12 months appears in red		
24298	HIKAMI	03/28/1965	Active	23	3	4	-1	-4.17%	25	15	1			N	P,S,T,M,VP SC	0	\$1,409.91
	Exc Award (06/30/2017)																
24307	INAMI	01/08/1964	Active	35	0	1	-1	-2.78%	36	8	5			N	P,T,M,VP,SC	0	\$1,659.96
	Exc Award (06/30/2017, 06/30/2022)																
24308	ITAMI	03/21/1960	Active	22	1	0	1	4.76%	25		1			N	P,S,T,M,VP SC	1	\$1,171.10
	Exc Award (06/30/2017, 06/30/2018, 06/30/2022)																
24311	ITAMI INANO	11/22/1966	Active	23	1	2	-1	-4.17%	25	19	3			N	P,S,M,SC	0	\$6,795.57
	Exc Award (06/30/2023)																
24312	IZANAGI L C	11/25/1965	Active	6	0	1	-1	-14.29%	8	10	5			N	P,VP,SC	4	\$60.00
24315	JOTO	02/23/1969	Active	11	1	1	0	0.00%	11	0	1		2	R	P,T,M,SC	6	\$1,000.05
	Exc Award (06/30/2017)																
24316	KAIBARA	03/08/1964	Active	21	3	3	0	0.00%	24	24	4			N	P,S,T,M,VP SC	4	\$2,256.90
24324	KASUGA	03/17/1968	Active	14	0	2	-2	-12.50%	23	20	0				M,VP,SC	6	\$4,143.46
	Exc Award (06/30/2016, 06/30/2017, 06/30/2022)																
24322	KAWANISHI	09/09/1958	Active	51	4	4	0	0.00%	53	2	0			N	SC	0	\$10,788.97
	Exc Award (06/30/2018, 06/30/2019, 06/30/2022)																
36785	KAWANISHI CHUO	03/05/1979	Active	26	0	1	-1	-3.70%	28	7	0			N	S,M,SC	0	\$2,613.16
	Exc Award (06/30/2020, 06/30/2023)																
62593	KOBE CENTURY	12/21/1999	Active	44	2	2	0	0.00%	44	8	2			N	S,M,SC	2	\$108.06
	Exc Award (06/30/2017, 06/30/2022, 06/30/2023)																
43299	KOBE CHUO	12/06/1983	Active	18	0	0	0	0.00%	18		14		2		P,S,M,VP,SC	0	\$397.00
24332	KOBE EAST	11/08/1957	Active	26	0	4	-4	-13.33%	31	6	0			N		24+	\$298.21
	Exc Award (06/30/2016, 06/30/2018, 06/30/2022)																
31381	KOBE FUKIAI	11/10/1975	Active	10	1	1	0	0.00%	11	43	7			N	SC	0	\$65.00
	Exc Award (06/30/2018)																
44692	KOBE HIGASHINADA MARINE	02/11/1985	Active	9	0	0	0	0.00%	13		11				P,S,M,VP,SC	14	\$328.13
	Exc Award (06/30/2017, 06/30/2018)																
24330	KOBE HOST	02/10/1953	Active	95	5	9	-4	-4.04%	97	17	0				VP,SC	19	\$12,690.80




Club Health Assessment for District 335 A through May 2025

			Status	Membership							Reports					Finance		LCIF
Club Number	Club Name	Charter Date		Current Member Count	YTD Members Added	YTD Members Dropped	YTD Net Growth	YTD Net Growth%	Member Count 12 Months Ago	Avg. length of service for dropped members	Months Since Last MMR ***	Yrs. Since Last Officer Report	President Rotation	Vice President Reported ****	Months Since Last Activity Report ***	Account Balance	Donations for current Fiscal Year	
			Number of times on status quo within last two years	If below 15 members appears				If net loss is greater than 20% appears			If no report in 3 months appears in	When more than one year appears in	Number of repeat terms	Notes the officers that do not have an active	If no report at 12 months appears in red			
Exc Award (06/30/2016, 06/30/2017, 06/30/2020) 29759 KOBE HYOGO CITY 08/06/1974			Active	17	1	2	-1	-5.56%	18	5	2			T,M,VP,SC	0		\$946.72	
Exc Award (06/30/2020, 06/30/2021) 24340 KOBE IKUTA 06/18/1965			Active	19	1	1	0	0.00%	23	2	4			T,M,VP,SC	24+		\$1,122.74	
Exc Award (06/30/2018, 06/30/2020) 116723 KOBE KITANO 05/01/2012			Active	22	0	3	-3	-12.00%	23	5	5		2	P,M,VP,SC	N/A		\$118.42	
24337 KOBE KONAN 02/21/1964			Active	41	4	3	1	2.50%	41	12	0		N	M,VP	19		\$6,151.44	
Exc Award (06/30/2017, 06/30/2018, 06/30/2020) 24326 KOBE MINATO 11/26/1968			Active	31	0	1	-1	-3.13%	36	1	2			N		15	\$586.76	
Exc Award (06/30/2018, 06/30/2019, 06/30/2020) 24329 KOBE NADA 02/26/1965			Active	18	0	0	0	0.00%	19		0			N	P,M,SC	1	\$433.34	
Exc Award (06/30/2018) 35313 KOBE NAGATA 04/24/1978			Active	16	0	0	0	0.00%	18		0			N	S,M,SC	0	\$164.64	
58020 KOBE NOJIGIKU muse 03/21/1996			Active	36	4	6	-2	-5.26%	38	8	2		None	P,T,M,VP,SC	8		\$1,364.63	
Exc Award (06/30/2016, 06/30/2018, 06/30/2020) 24333 KOBE ROKKO PORT 10/02/1962			Active	14	1	2	-1	-6.67%	15	35	5			N	M	12	\$1,290.50	
24334 KOBE SANNOMIYA 12/08/1960			Active	11	0	2	-2	-15.38%	14	27	5			N	P,T,M,VP,SC	2	\$134.50	
24336 KOBE SUMA 08/03/1963			Active	42	3	1	2	5.00%	41	15	2			N	T,M	11	\$5,086.51	
Exc Award (06/30/2016, 06/30/2019) 24335 KOBE WEST 09/11/1958			Active	42	8	0	8	23.53%	40		3			N	S,T,M,VP,SC	2	\$9,094.41	
Exc Award (06/30/2016, 06/30/2017) 24341 KONDA 06/29/1973			Active	21	3	0	3	16.67%	18		5			P,S,T,M,VP SC	24+		\$1,050.12	
24343 MIHARA 11/05/1973			Active	34	0	0	0	0.00%	34		10			P,S,T,M,VP SC	18		\$6,087.49	
Exc Award (06/30/2018, 06/30/2019, 06/30/2020) 24352 NISHIKI 06/29/1973			Active	14	3	0	3	27.27%	15		0			P,T,M,VP,SC	24+		\$1,000.03	
24354 NISHINOMIYA EBISU 03/08/1970			Active	50	11	3	8	19.05%	42	40	3			N	S,M,VP,SC	0	\$2,507.04	
Exc Award (06/30/2017, 06/30/2018, 06/30/2020) 24353 NISHINOMIYA KABUTOYAMA 12/10/1973			Active	20	0	1	-1	-4.76%	23	25	0			N	P,S,T,M	0	\$629.27	



Club Health Assessment for District 335 A through May 2025


			Status	Membership							Reports					Finance		LCIF
Club Number	Club Name	Charter Date		Current Member Count	YTD Members Added	YTD Members Dropped	YTD Net Growth	YTD Net Growth%	Member Count 12 Months Ago	Avg. length of service for dropped members	Months Since Last MMR ***	Yrs. Since Last Officer Report	President Rotation	Vice President Reported ****	Months Since Last Activity Report ***	Account Balance	Donations for current Fiscal Year	
			Number of times on status quo within last two years	If below 15 members appears				If net loss is greater than 20% appears			If no report in 3 months appears in	When more than one year appears in	Number of repeat terms	Notes the officers that do not have an active	If no report at 12 months appears in red			
Exc Award (06/30/2017, 06/30/2018, 06/30/2024351 NISHINOMIYA KOSHIE			03/19/1966	Active	20	3	0	3	17.65%	17	7			S,M,VP,SC	1		\$1,084.03	
Exc Award (06/30/2016, 06/30/2017, 06/30/2024349 NISHINOMIYA SAKURA			12/07/1960	Active	6	0	1	-1	-14.29%	7	55	10	1	None	P,S,T,M,VP SC	24+		\$100.00
65053 NISHINOMIYA WHITE			03/01/2002	Active	28	5	2	3	12.00%	28	23	4		N	SC	0		\$387.79
Exc Award (06/30/2016, 06/30/2019, 06/30/2024361 SANDA			07/09/1963	Active	26	2	0	2	8.33%	25	3			P,S,T,M,VP SC	11		\$5,268.13	
Exc Award (06/30/2017)																		
24362 SANNAN			10/30/1966	Active	12	0	0	0	0.00%	15	11			P,S,T,M,VP SC	19		\$2,664.64	
24363 SASAYAMA			07/03/1966	Active	24	2	2	0	0.00%	23	8	9		M,VP,SC	24+		\$4,416.49	
Exc Award (06/30/2017, 06/30/2018, 06/30/2024365 SUMOTO			12/06/1960	Active	50	3	1	2	4.17%	49	1	0		N	M,SC	1		\$1,190.84
Exc Award (06/30/2016, 06/30/2017, 06/30/2024366 SUMOTO ONOKORO			05/29/1964	Active	35	4	2	2	6.06%	34	3	0		N	SC	0		\$329.26
Exc Award (06/30/2016, 06/30/2018, 06/30/2024367 TAKARAZUKA			04/06/1961	Active	34	2	0	2	6.25%	36	1			T,M,VP,SC	1		\$9,113.31	
24369 TAKARAZUKA GREEN			06/29/1971	Active	28	2	2	0	0.00%	32	30	1		P,S,T,M,VP SC	15		\$540.01	
Exc Award (06/30/2017)																		
24370 TAKI			05/23/1972	Active	31	3	1	2	6.90%	33	4	1		N	P,S,T,M,VP SC	18		\$1,703.49
Exc Award (06/30/2016, 06/30/2017, 06/30/2024359 TANNAN			03/29/1970	Active	11	1	0	1	10.00%	10	6			N	M,SC	24+		\$1,173.38
Exc Award (06/30/2018)																		
34575 TSUNA			10/24/1977	Active	30	2	1	1	3.45%	28	9	4		N	SC	0		\$3,761.26

Clubs Cancelled Previous Fiscal Year – Clubs Cancelled within last 12 months may be reinstated

Club Number	Club Name	Charter Date	Current Status*	Cancellation Date
67459	AKASHI SHIOSAI	03/24/2003	Cancelled(7*)	06/29/2024
24310	ITAMI SASAHARA	03/28/1973	Cancelled(6*)	06/29/2024



Club Health Assessment for District 335 A through May 2025

 Club Number Club Name Charter Date			Status		Membership							Reports				Finance		LCIF		
					Current Member Count	YTD Members Added	YTD Members Dropped	YTD Net Growth	YTD Net Growth%	Member Count 12 Months Ago	Avg. length of service for dropped members	Months Since Last MMR ***	Yrs. Since Last Officer Report	President Rotation	Vice President Reported ****	Months Since Last Activity Report ***	Account Balance	Donations for current Fiscal Year		
			Number of times on status quo within last two years	If below 15 members appears				If net loss is greater than 20% appears				If no report in 3 months appears in	When more than one year appears in	Number of repeat terms	Notes the officers that do not have an active	If no report at 12 months appears in red				
49930	KOBE HARBOR	10/23/1989	Cancelled(6*)	06/29/2024																
58842	KOBE RAINBOW	11/12/1996	Cancelled(6*)	06/29/2024																
24339	KOBE TARUMI	12/17/1964	Cancelled(6*)	06/29/2024																
99978	KOBE TIARA	07/31/2007	Cancelled(6*)	05/29/2024																
24357	SEIDAN	04/23/1970	Cancelled(6*)	10/29/2023																
Current Total Clubs Count	YTD New Clubs Count	YTD Cancelled Clubs Count	YTD Net Club Gain	Current Total Members Count	YTD Add	YTD Drop	YTD Net Growth	YTD Net Growth %	Member Count 12 Months Ago	Average Member Count Per Club	% of Clubs with less than 20 members	% No MMR in 3 Months	% No Officer Report in 12 Months	% of Clubs with balance 90+ days	Number of Clubs in Status Quo	% Status Quo Clubs in Financial Suspension	Number of Cancelled Clubs	Average Cancelled Club Age	Members Lost Due to Cancellation	% of Clubs Cancelled for Non-Financial Reasons
62	1	0	1	1,609	146	100	46	2.94%	1,620	26	35%	53%	2%	0%	0	0%	0	0	0	0%

* - P - Priority Club. Cancellation Reasons: 1-Objectives/conduct, 2-Non-active club, 5-Non-existing club, 6-Disbanding, 7-Merger, 8-Financial Suspension, 9-District/Multiple District Dues.

** - Abbreviation: P-President, S-Secretary, T-Treasurer, M-Member Chairperson, VP-First Vice President, MC-Communications Chairperson, SC-Service Chairperson

*** - Abbreviation: N/R - Never reported using the Lions Clubs website, N/A - Not applicable, No password registered for the Lions Clubs website.

**** - Abbreviation: N - New, IP - Immediate Past, R - Repeat.